



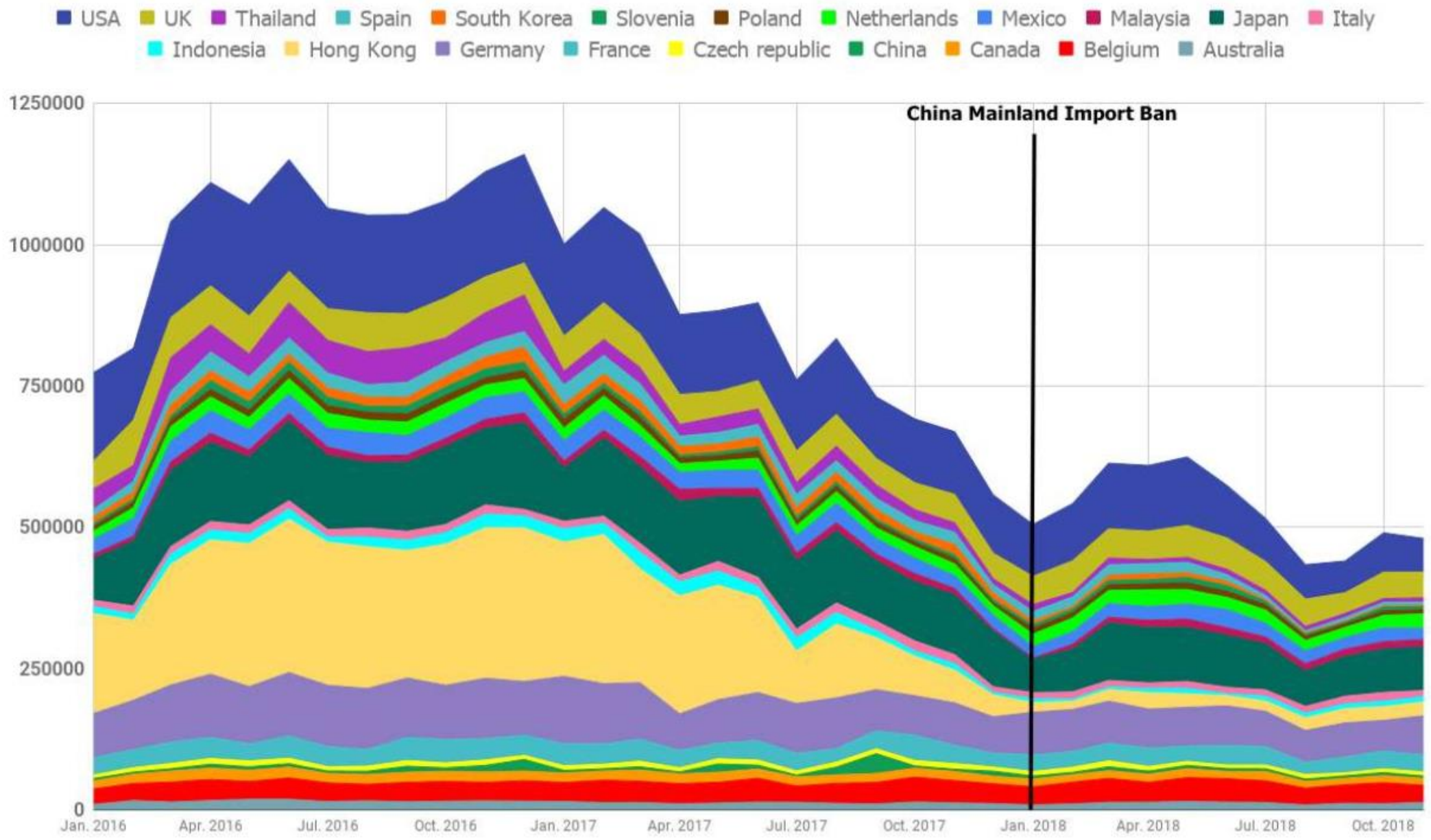
**Zero Waste Live!**

28 January 2020 - Waste shipment

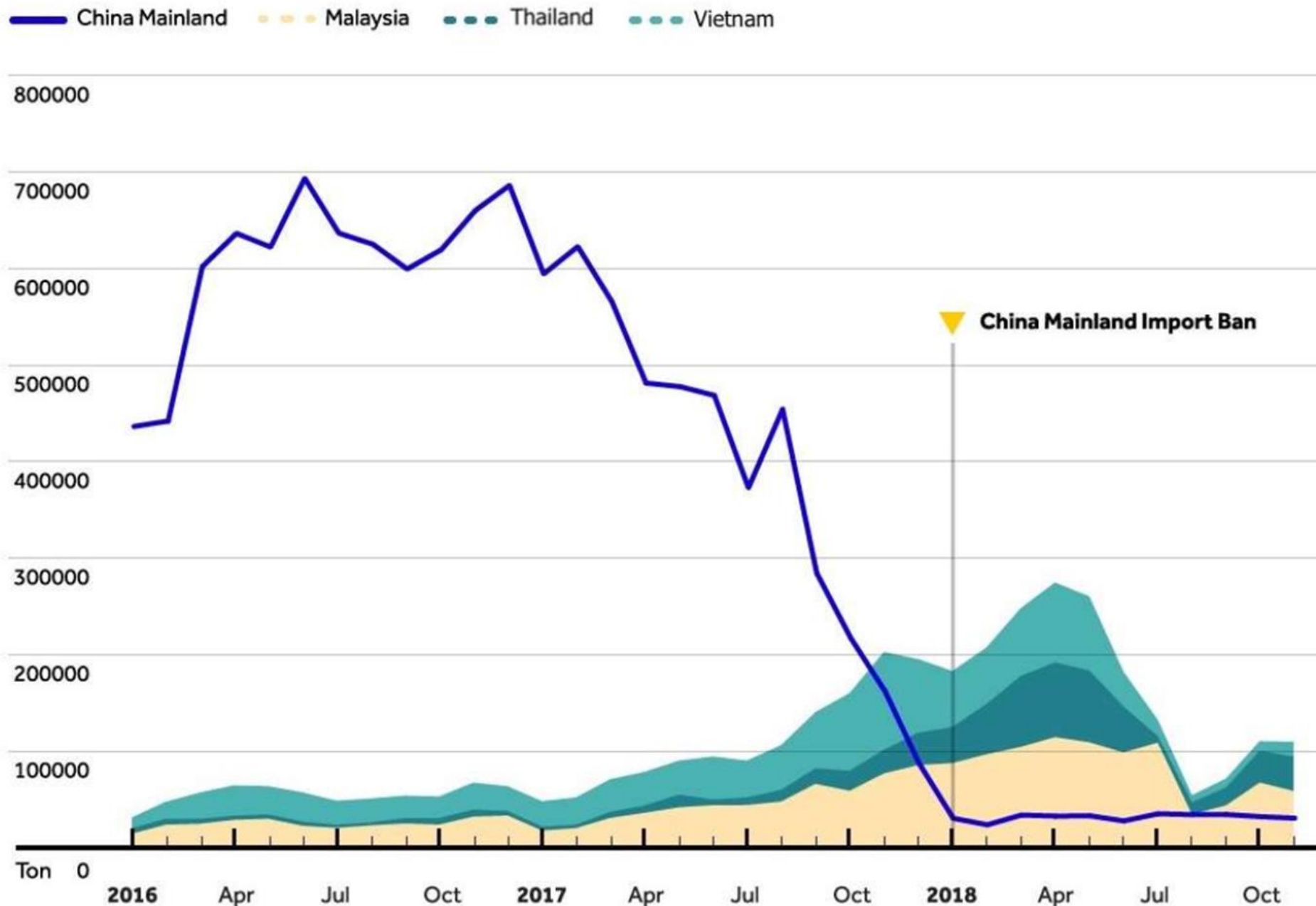
**BEAU BACONGUIS**

How "recycling" in the North is contributing  
to plastic pollution in the South:  
A Southeast Asian Perspective





**Graph 1: Changes in plastic waste exports from top 21 exporting countries/regions between January 2016 and November 2018 (in tons per month)**



**Graph 2: Imports of plastic waste by China Mainland, Malaysia, Vietnam and Thailand between January 2016 and November 2018 (in tons per month)**

Table 1. Plastic Waste Import Trends (HS 3915) in tonnes

ASEAN Member States	2016	2017	2018
Malaysia	287,673	549,876	872,797
Thailand	69,487	152,244	481,381
Vietnam	347,840	659,057	492,839 <sup>10</sup>
Indonesia	120,979	128,951	320,452
Myanmar	688	1,855	71,050 <sup>11</sup>
Philippines	4,650	4,267	11,761
Singapore	3,354	6,422	9,018
Lao People's Democratic Republic	1,181	3,008	4,791
Cambodia	647	1,685	1,688
Brunei Darussalam	30	116	185
ASEAN % Global	836,529 5.38%	1,507,481 11%	2,265,962 27%
Global	15,553,548	13,410,919	8,358,867

Source: Trademap <https://www.trademap.org/> Import data accessed 1 June 2019

Table 2. Top exporters HS 3915 to ASEAN (2018). Values in tonnes.

ASEAN Member States	1st Highest	2nd	3rd	4th	5th
Malaysia	United States of America 218,134	Japan 119,010	United Kingdom 112,019	Germany 84,856	Hong Kong 48,384
Thailand	Japan 173,371	Hong Kong 99,932	United States of America 84,462	Australia 25,355	China 19,374
Vietnam	Japan 123,254	Thailand 11,514	United States of America 74,888	South Korea 26,126	Australia 6,357
Indonesia	Marshall Is. 92,682	United States of America 56,753	Germany 50,587	Netherlands 18,892	Australia 18,639
Myanmar	Thailand 61,470	Japan 7,094	Malaysia 868	Australia 707	China 166
Philippines	Japan 2,385	United States of America 1,778	Taiwan 1,704	Indonesia 1,583	Hong Kong 1,200
Singapore	Japan 4,242	United States of America 1,343	Germany 591	Malaysia 591	United Kingdom 523
Lao People's Democratic Republic	Thailand 1,844	Japan 625	United States of America 308	Spain 129	South Korea 76
Cambodia	United States of America 1,463	Japan 84	Thailand 78	China 40	United Kingdom 22
Brunei Darussalam	China 75	Malaysia 42	United Kingdom 5	India 1	Singapore 0.80

Source: Trademap. Import data accessed 1 June 2019

# DISCARDED

## COMMUNITIES ON THE FRONTLINES OF THE GLOBAL PLASTIC CRISIS

APRIL, 2019

Stories of plastic waste dumping in the guise of recycling, pollution, abuse and injustice.





Plastic waste is used as fuel in tofu factories.









Comply with the  
**Basel Convention**  
Return to Canada NOW!

**Please take your garbage back.**

**EcoWaste Coalition**

Time for rich countries to sort out their own mess.  
**Pilipinas: Hindi tambakan ng basura.**  
EcoWaste Coalition

**Pilipinas: Hindi tapunan ng basura.**

**Pilipinas: Hindi tapunan ng basura.**  
EcoWaste Coalition

**Canada: Take your trash NOW.**

**Canada: Take your trash NOW.**

**Return to Canada NOW!**

**CANADA**



## TIMELINE OF BANS/RESTRICTIONS

- July 2017** China sends notice to the World Trade Organization that it will crack down on plastic scrap imports<sup>50</sup>
- January 2018** "National Sword" takes effect, China begins enforcing plastic scrap restrictions<sup>51</sup>
- March 2018** China announces that it will impose a more rigorous contamination standard for imports of 0.05%, down from 1.5%<sup>52</sup>
- April 2018** Thailand imposes a temporary ban on plastic scrap<sup>53</sup>
- May 2018** Thailand lifts temporary ban on plastic scrap<sup>54</sup>
- Malaysia temporarily stops issuing permits to import plastic scrap<sup>55</sup>
- June 2018** Malaysia resumes issuing plastic scrap permits<sup>56</sup>
- July 2018** Vietnam says it will stop issuing new licenses for waste imports and crack down on illegal shipments of paper, plastic and metal<sup>57</sup>
- July 2018** China announces<sup>58</sup> that it will ban all imports of "solid waste" by the end of 2019<sup>59</sup>

- August 2018** Malaysia announces three-month freeze on issuing plastic waste permit<sup>60</sup>
- Thailand announces an e-waste ban: it will ban imports of 432 types of scrap electronics and will take effect within 6 months<sup>61</sup>
- October 2018** Malaysia announces that it will take steps to limit the import of plastic waste and phase out imports of other types of plastic scrap (including "clean" plastic) within 3 years<sup>62</sup>
- Thailand announces that it will permanently ban plastic imports by 2021<sup>63</sup>
- November 2018** Indonesian Industry Minister sends a letter to environment minister requesting that they lift the ban on importing plastic. Indonesia currently has a blanket ban on importing waste but not definitive rule on recyclable plastic, as well as lax customs inspections so plastic waste enters with shipments marked as recycling, or as mixed paper recycling<sup>64</sup>
- March 2019** India announces that it will ban all plastic scrap imports<sup>65</sup>
- April 2019** Vietnamese officials announce that they will bar all imports of plastic scrap by 2025<sup>66</sup>



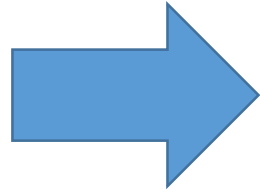
## Most Recent Cases of Re-exportation to Country of Origin

- Indonesia late last year re-exported 300 containers to Australia, US, Germany, Greece, Belgium, Slovenia, Netherlands, New Zealand, Hong Kong, France and Britain.
- Philippines sends back 50 containers of mixed waste back to South Korea with a second batch to be re-exported on Feb. 9, 2020
- Malaysia sent back/sending back 150 containers to 13 countries:
  - 43 to France
  - 42 to the UK
  - 17 to the US
  - 11 to Canada

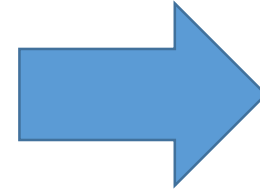




## Plastic Waste Trade



- Open dumping and burning
- Incineration
- Thermal waste-to-energy
- Cement kilns



## Environmental Injustice

- Pollution
- Health Risks
- Negative Impacts on Community Livelihood
- Negative Impacts on Local Food production