

The impact of EU waste trade and ways to



7th December 2021

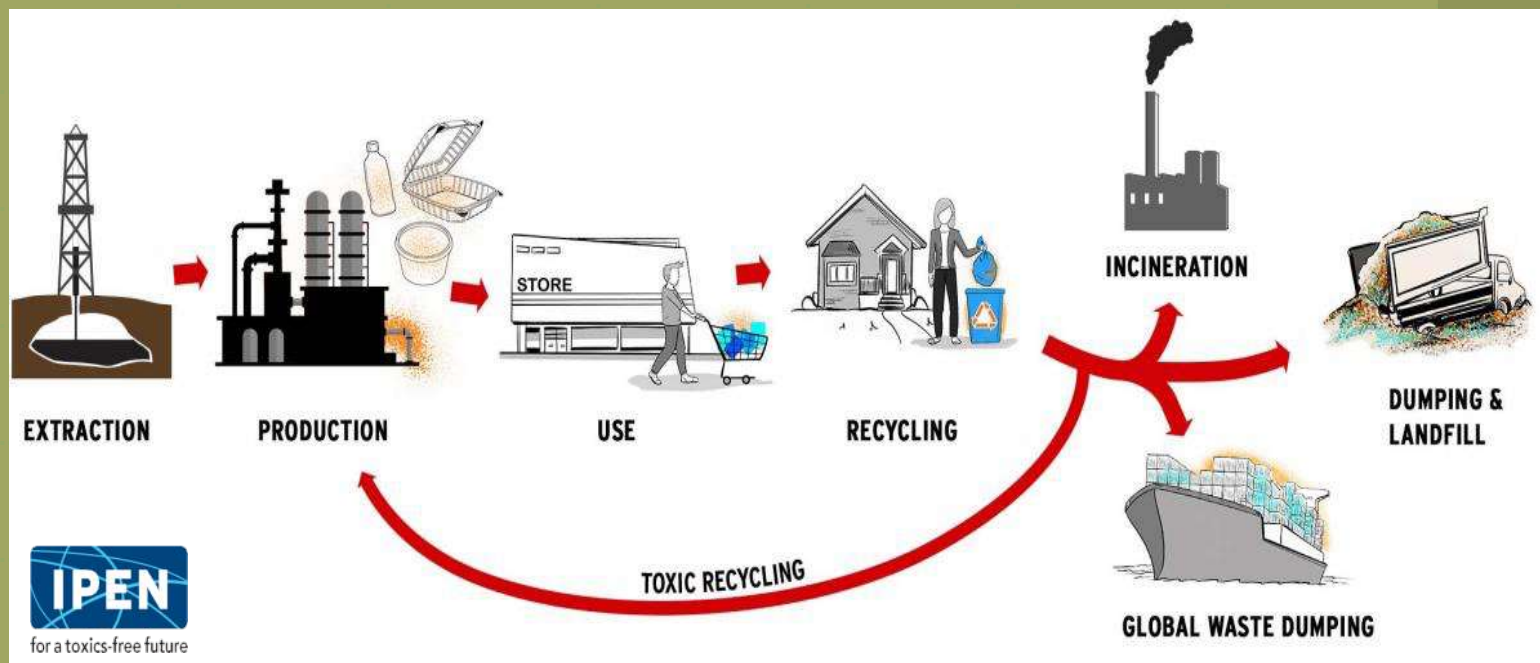
Yuyun Ismawati

Senior Advisor Nexus3 Foundation

yuyun@nexus3foundation.org




Beside the visible pollution, the invisible toxic pollution and social injustice of plastic also can be seen in all life cycle of plastics.



Source: IPEN, <https://ipen.org/>

**Multi-level & multi-facets
waste colonialism**



Top five destination countries (in euro) of EU ferrous metals, glass, plastic waste, non-ferrous metals, paper & cardboard and textiles waste in 2019

Ferrous metals		Glass		Plastic	
Turkey	2,377,293,768	United Kingdom	12,603,311	Malaysia	69,787,797
India	524,361,713	Switzerland	4,065,966	United Kingdom	68,930,1616
Egypt	258,865,963	United States	3,430,311	Hong Kong	54,050,463
Pakistan	196,197,852	Russian Federation	1,671,670	Turkey	38,977,721
United Kingdom	155,291,965	Norway	1,441,023	India	24,964,910



Non-ferrous metals		Paper and cardboard		Textiles	
China	1,201,145,329	India	105,702,397	Russian Federation	101,188,599
United States	1,038,977,703	China	101,092,850	Ukraine	91,376,796
Switzerland	894,900,583	Indonesia	90,853,422	Cameroon	67,463,632
United Kingdom	691,576,729	Turkey	58,840,348	Tunisia	49,657,500
India	433,825,216	Vietnam	53,567,696	United Arab Emirates	41,720,2828



EU plastic waste export 2021 (HS 3915)

- Plastic Waste Trade Exports to Non-OECD countries initially declined as new Basel Plastic Amendment restrictions began on January 1, 2021, but have been steadily increasing.
- E.U. is shifting plastic waste exports between Turkey and Non-OECD countries as Turkey's ban is relaxed:
 - Turkey: Increase in E.U. exports to **Turkey** from **4.5 million kg/month** in June 2021 to **10.6 million kg/month** in August 2021.
 - Non-OECD Countries: Decrease in E.U. exports to **Non-OECD countries** from **45.1 million kg/month** in June 2021 to **40.9 million kg/month** in August 2021.



Source: BAN, Dec 2021. <https://www.ban.org/plastic-waste-project-hub/trade-data/eu-export-data>

- Netherlands:

- Dramatically increased plastic waste exports to **Non-OECD countries** in 2021, from an average of **8.3 million kg/month** in 2020 to **19.6 million kg/month** in August 2021.
- High volume of plastic waste exports to **Malaysia** (3.8 million kg/month), **Indonesia** (7.1 million kg/month) and to **Vietnam** (5.5 million kg/month) in August 2021.

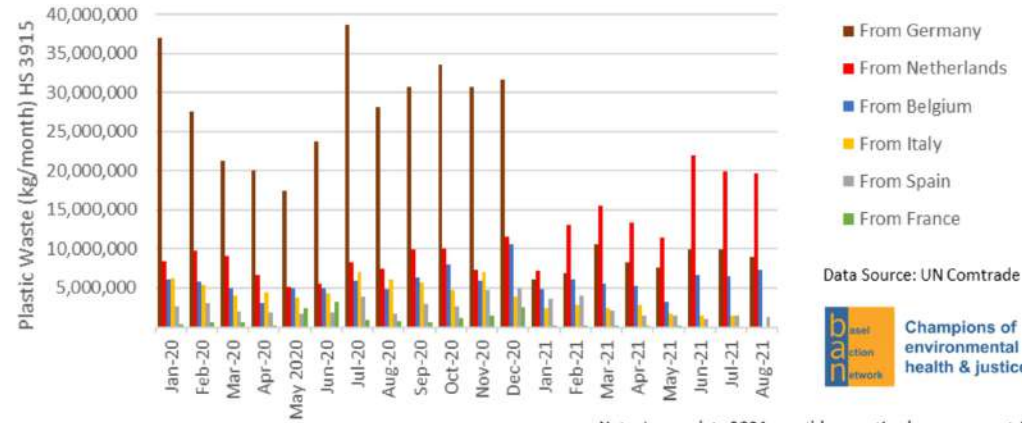
- Germany:

- Increased plastic waste exports to **Malaysia** from **2.6 million kg/month** in January 2021 to **4.6 million kg/month** in August 2021.
- Decreased plastic waste exports to **Turkey** from **7.9 million kg/month** in May 2021 to **1.2 million kg/month** in June 2021. This increased to 3.4 million kg/month in August 2021 as Turkey's ban was relaxed.



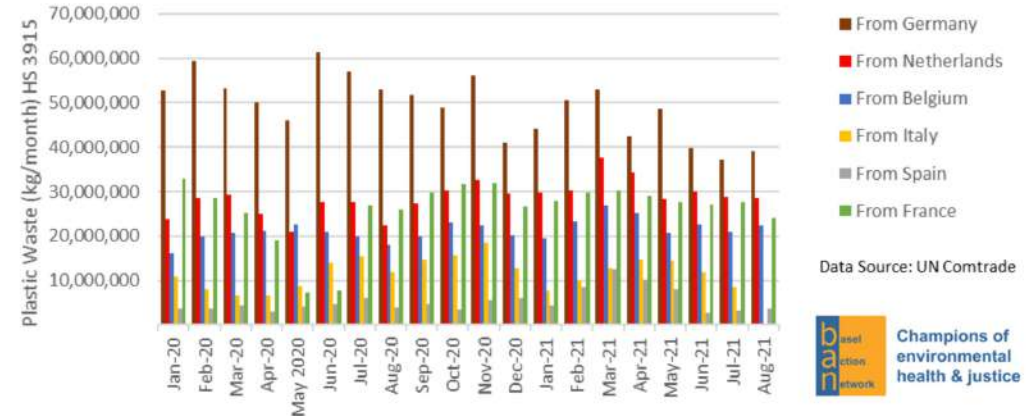
EU plastic waste and paper wastes export 2020-2021

2020-21 E.U. Plastic Waste Exports to Non-OECD Countries



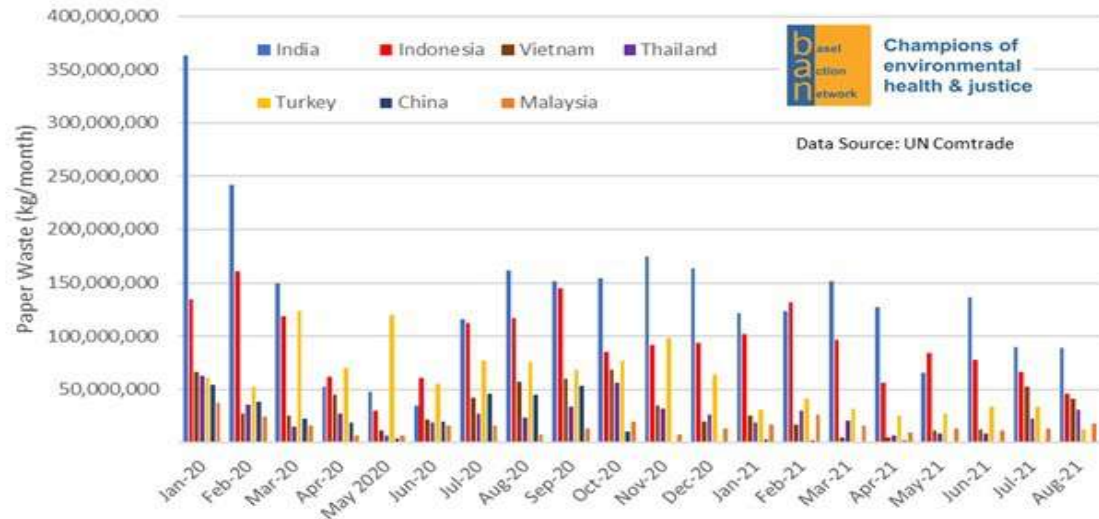
Note: Incomplete 2021 monthly reporting by some countries

2020-21 E.U. Plastic Waste Exports to OECD Countries



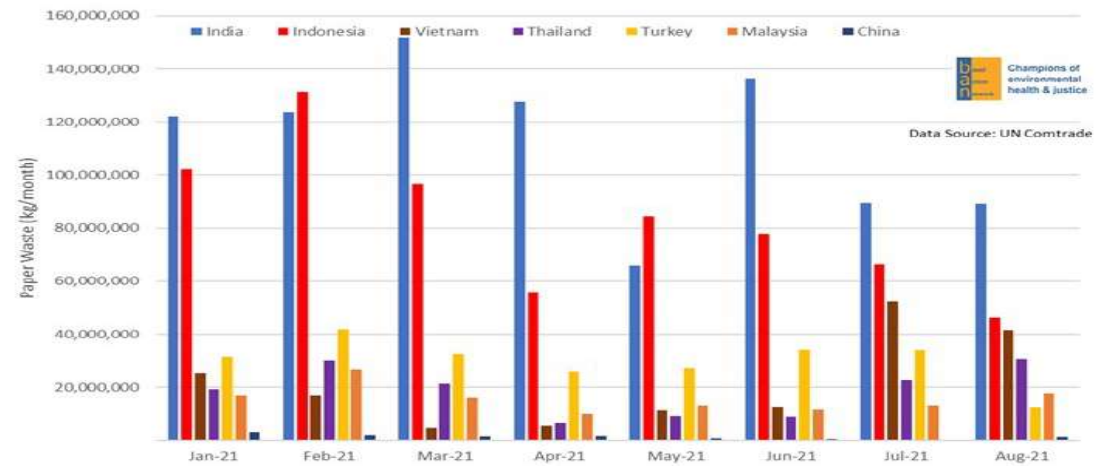
Note: Incomplete 2021 monthly reporting by some countries

2020-2021 EU Paper Waste Exports (HS4707): Top Destinations



Data Source: UN Comtrade

2021 EU Paper Waste Exports (HS4707): Top Destinations

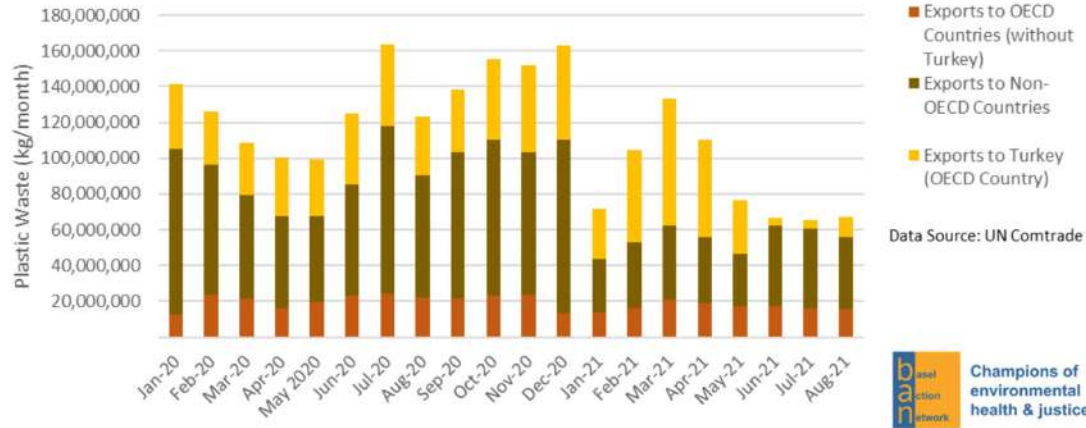


Data Source: UN Comtrade

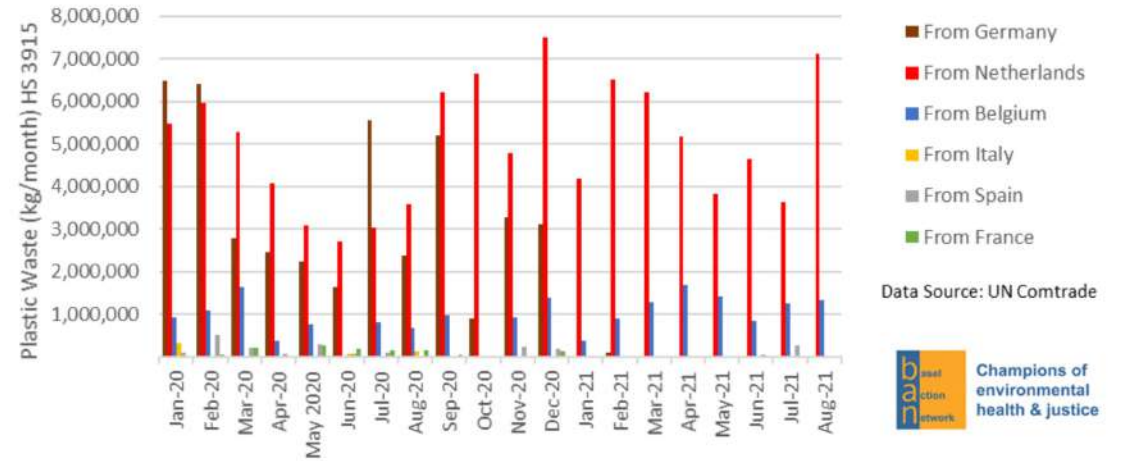
EU plastic waste export 2020-2021 (HS 3915)

Charts provided by Jan Dell/BAN

2020-21 EU Plastic Waste Exports (HS 3915)

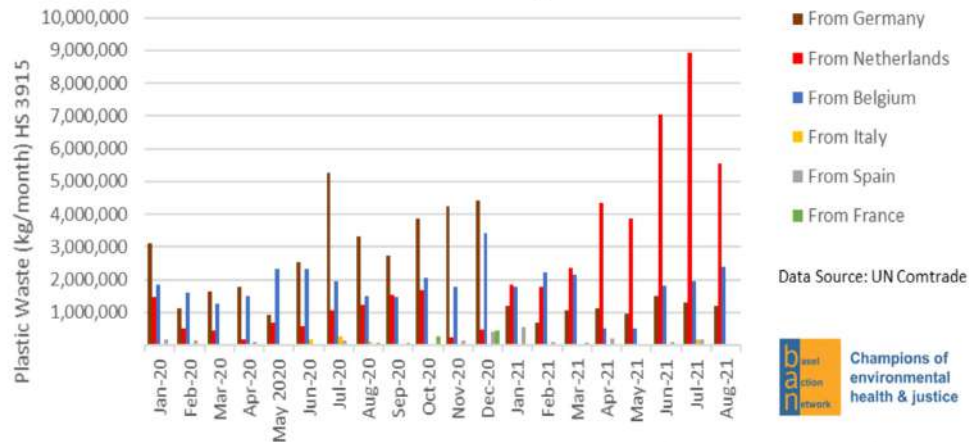


2020-21 E.U. Plastic Waste Exports to Indonesia



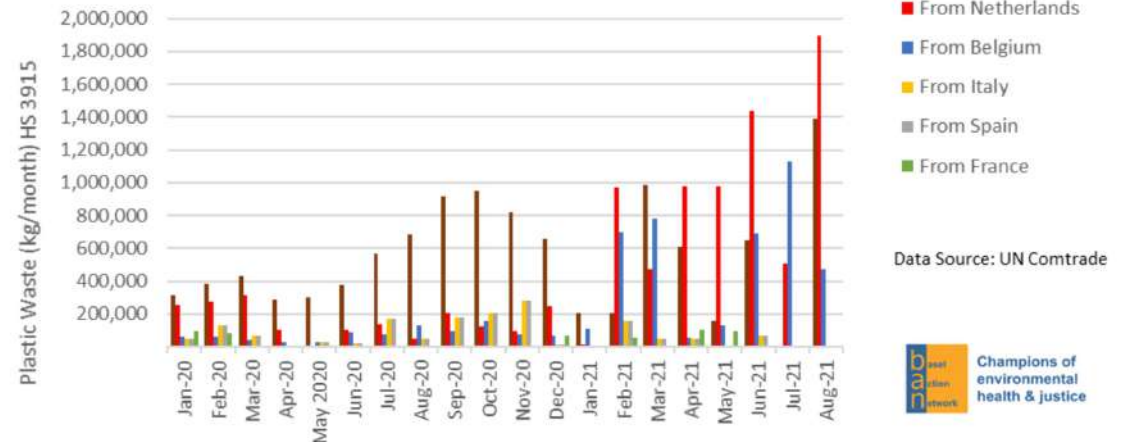
Note: Incomplete 2021 monthly reporting by some countries

2020-21 E.U. Plastic Waste Exports to Vietnam



Note: Incomplete 2021 monthly reporting by some countries

2020-21 E.U. Plastic Waste Exports to India

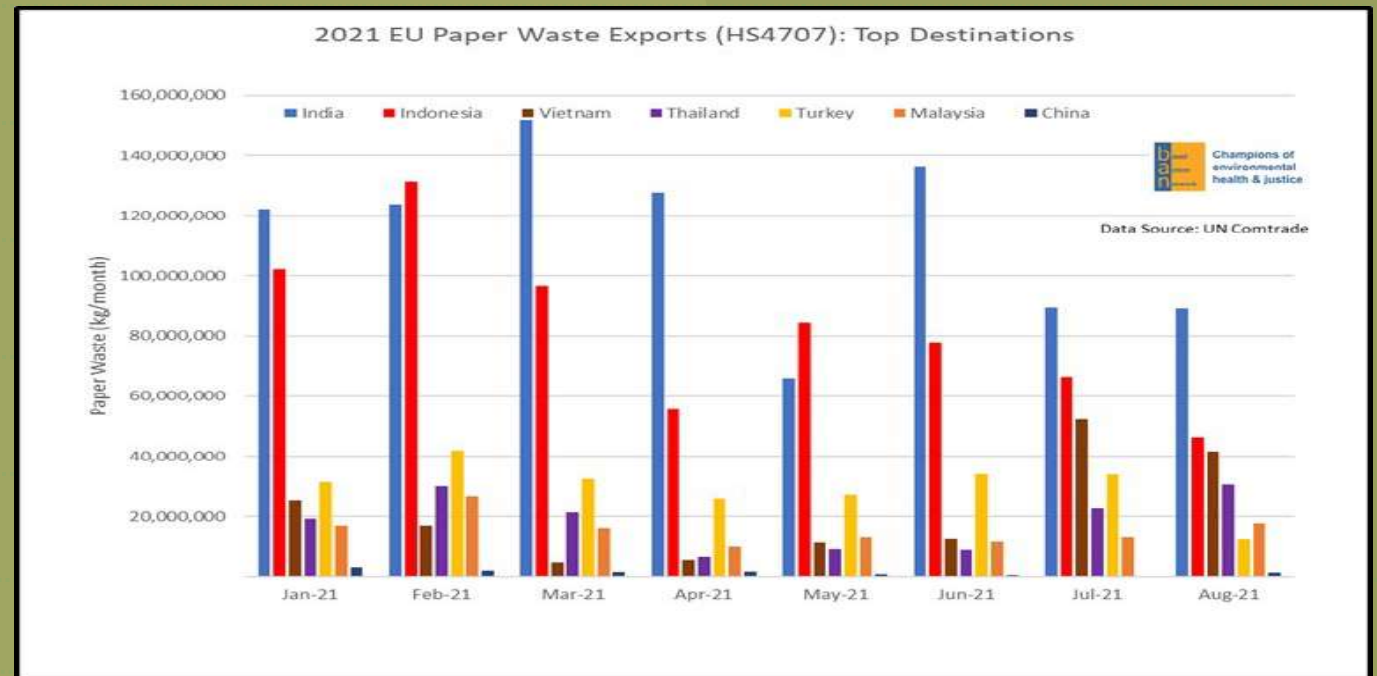
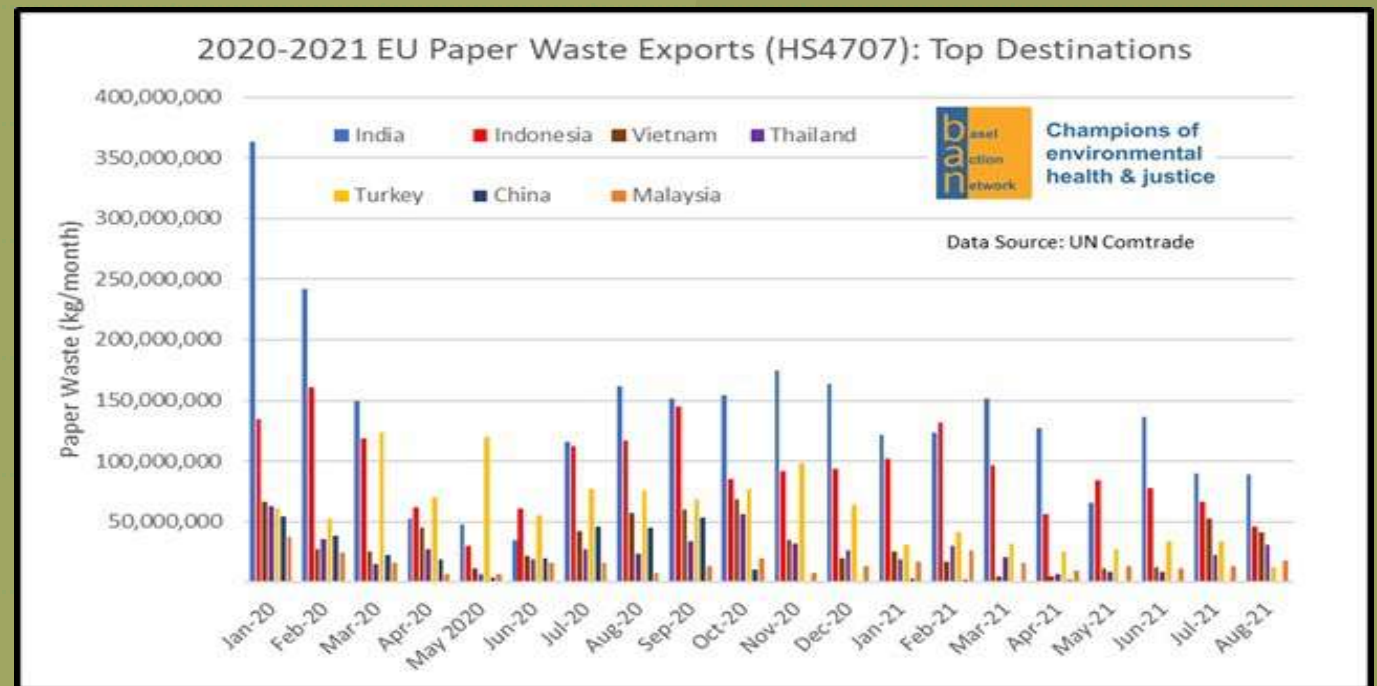


Note: Incomplete 2021 monthly reporting by some countries

EU paper waste export 2020-2021 (HS 4707)

Top destination countries:

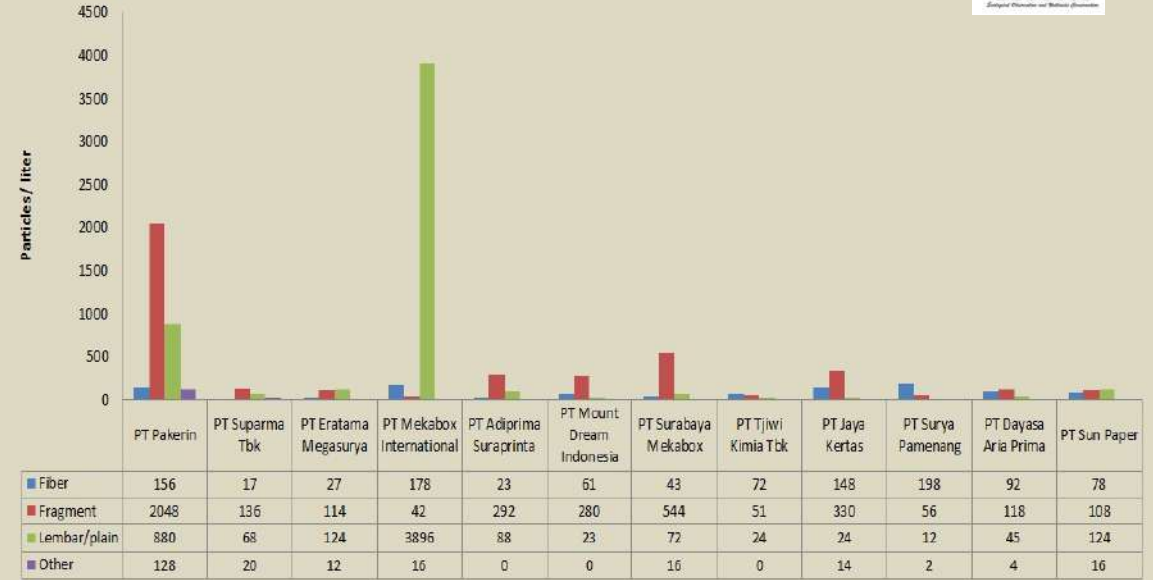
- India
- Indonesia
- Vietnam
- Thailand
- Turkey
- Malaysia
- China



Charts provided by Jan Dell/BAN



Microplastic in wastewater effluent of paper mills in East Java



Recommendations

1. Comply and implement Basel new rules on plastic waste trade
2. Trade with certified companies (exporter as well as importers)
3. Take back the problematic shipments (Germany-Turkey case)
4. Increase recycling capacity in the EU countries or the Central Europe
5. Improve control of wastes trades, improve ports inspection, enforce law
6. Reduce single-use plastics, make redesign packaging mandatory
7. New plastic/petrochemical manufacturers included in negative investment list
8. Include plastic and petrochem in climate mitigation and adaptation – toxic carbon
9. Eliminate the toxic impact of chemicals in every phase of plastics life cycle – production, use and disposal.

08 October 2021

The UN Human Rights Council resolution No. 48/13 has just adopted to recognize the right to a #HealthyEnvironmentForAll!

This signals what we hope will be the beginning of a new era in rights-based environmental policy.

#HealthyEnvironmentForAll

Thank you for doing your bits to end plastic pollutions!

